

Application Report 213

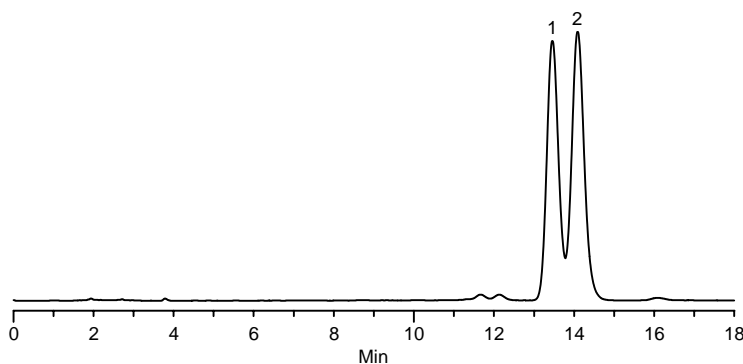
Analysis of Vitamin D₂ and Vitamin D₃ Using Ascentis™ RP-Amide

This application demonstrates the suitability of the Ascentis RP-Amide for the analysis of the fat-soluble vitamins D₂ and D₃. Structures along with the optimized chromatogram obtained on the Ascentis RP-Amide are presented.

Key Words

ergocalciferol, Vitamin D₂, 47768, 50-14-6, Cholecalciferol, Vitamin D₃, 47763, 67-97-0, Ascentis RP-Amide, 565324-U

Author: Hugh M. Cramer
Acquisition System: Thermo
Notebook Reference: 1551



G002864

Conditions

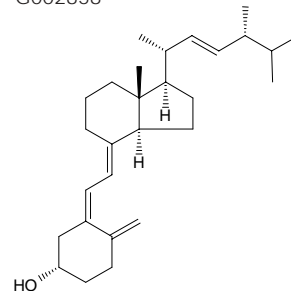
column: Ascentis RP-Amide, 15 cm x 4.6 mm I.D., 5 µm particles (565324-U)
mobile phase: 100% acetonitrile
flow rate: 1.0 mL/min.
temp.: 30 °C
det.: UV at 290 nm
injection: 10 µL
sample: as indicated in acetonitrile

Peak IDs

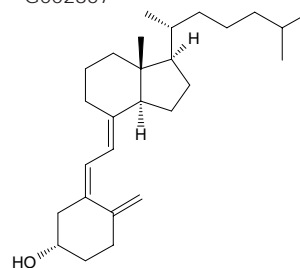
1. Ergocalciferol (Vitamin D₂) (50 µg/mL)
2. Cholecalciferol (Vitamin D₃) (50 µg/mL)

Structures

Ergocalciferol (Vitamin D₂) -
G002858



Cholecalciferol (Vitamin D₃) -
G002857



Ascentis is a trademark of Sigma-Aldrich Co.