

Application Report 333

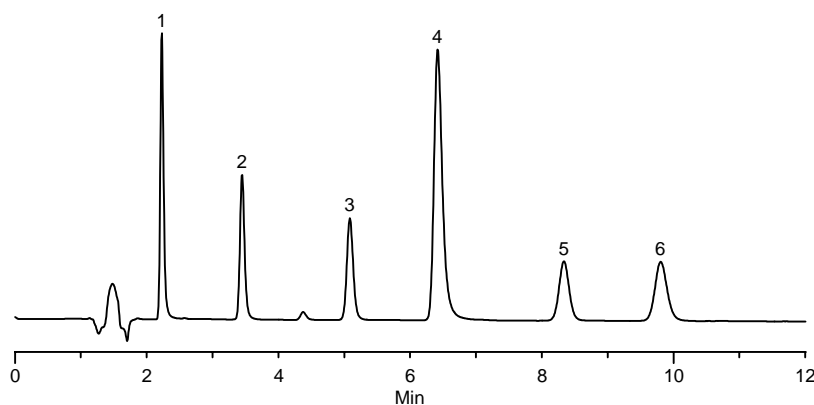
Analysis of Ketoprofen and Related Compounds Using Ascentis™ C18

This application demonstrates the suitability of the Ascentis C18 for the analysis of ketoprofen and related compounds. Structures along with the optimized chromatogram obtained on the Ascentis C18 are presented

Author: Hugh M. Cramer
Acquisition System: Hitachi Mt Fuji
Notebook Reference: 1558

Key Words

ketoprofen, K1751, 2207-15-4, 3-benzoylbenzoic acid, 261793, 579-18-0, 3-(2-carboxyphenyl)propionic acid, 406465, 776-79-4, methylparaben, H6654, 99-76-3, ethylparaben, 111988, 120-47-8, propylparaben, P5835, 94-13-3, Ascentis C18, 581324-U



G003290

Conditions

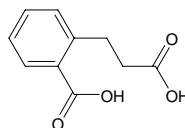
column: Ascentis C18, 15 cm x 4.6 mm I.D., 5 µm particles (581324-U)
mobile phase: 60:40, 25 mM potassium phosphate monobasic (pH 3.5 w/ phosphoric acid):acetonitrile
flow rate: 1.0 mL/min.
temp.: 35 °C
det.: UV at 230 nm
injection: 10 µL
sample: as indicated in mobile phase

Peak IDs

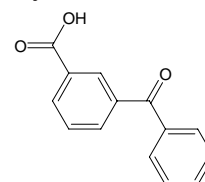
1. 3-(2-carboxyphenyl)propionic acid (50 µg/mL)
2. Methylparaben (50 µg/mL)
3. Ethylparaben (50 µg/mL)
4. 3-benzoylbenzoic acid (50 µg/mL)
5. Propylparaben (50 µg/mL)
6. Ketoprofen (50 µg/mL)

Structures

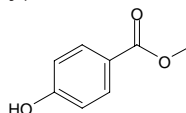
3-(2-carboxyphenyl)propionic acid - G003289



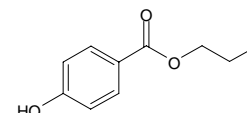
3-benzoylbenzoic acid - G003176



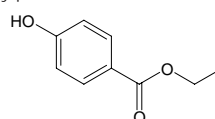
Methylparaben - G003173



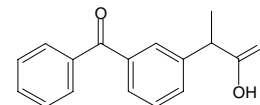
Propylparaben - G003175



Ethylparaben - G003174



Ketoprofen - G002619



Ascentis is a trademark of Sigma-Aldrich Co.