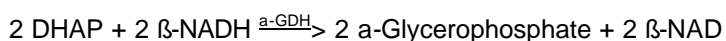
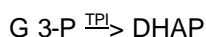
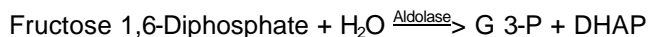


Enzymatic Assay of ALDOLASE¹ (EC 4.1.2.13)

PRINCIPLE:



Abbreviations used:

G 3-P = Glyceraldehyde 3-Phosphate

DHAP = Dihydroxyacetone Phosphate

TPI = Triosephosphate Isomerase

a-GDH = a-Glycerophosphate Dehydrogenase

β -NADH = β -Nicotinamide Adenine Dinucleotide, Reduced Form

β -NAD = β -Nicotinamide Adenine Dinucleotide, Oxidized Form

CONDITIONS: T = 25°C, pH = 7.4, $A_{340\text{nm}}$, Light path = 1 cm

METHOD: Continuous Spectrophotometric Rate Determination

REAGENTS:

- A. 100 mM Tris HCl Buffer, pH 7.4 at 25°C.
(Prepare 250 ml in deionized water using Trizma Base, Sigma Prod. No. T-1503. Adjust to pH 7.4 at 25°C with 1 M HCl.)
- B. 58 mM Fructose 1,6-Diphosphate Solution (F 1,6-DP)
(Prepare 1 ml in deionized water using D-Fructose 1,6-Diphosphate, Tetra(cyclohexylammonium) Salt, Sigma Prod. No. F-0752.)
- C. 4.0 mM β -Nicotinamide Adenine Dinucleotide, Reduced Form Solution (β -NADH)
(Prepare 2 ml in cold deionized water using β -Nicotinamide Adenine Dinucleotide, Reduced Form, Disodium Salt, Sigma Prod. No. N-8129 or dissolve the contents of one 5 mg vial of β -Nicotinamide Adenine Dinucleotide, Reduced Form, Disodium Salt, Sigma Stock. No. 340-105, in the appropriate volume of deionized water.)
- D. a-Glycerophosphate Dehydrogenase/Triosephosphate Isomerase Enzyme Solution (a-GDH/TPI)
(Immediately before use, prepare a solution containing 50 a-GDH units/ml of a-Glycerophosphate Dehydrogenase/Triosephosphate Isomerase, Sigma Prod. No. G-6755, in cold deionized water.)

Enzymatic Assay of ALDOLASE¹
(EC 4.1.2.13)

REAGENTS: (continued)

- E. Aldolase Enzyme Solution
(Immediately before use, prepare a solution containing 0.25 - 0.50 unit/ml of Aldolase in cold Reagent A.)

PROCEDURE:

Pipette (in milliliters) the following reagents into suitable cuvettes:

	<u>Test</u>	<u>Blank</u>
Reagent A (Buffer)	2.60	2.60
Reagent B (F 1,6-DP)	0.10	0.10
Reagent C (β -NADH)	0.10	0.10
Reagent D (α -GDH/TPI)	0.10	0.10

Mix by inversion and equilibrate to 25°C. Monitor the $A_{340\text{nm}}$ until constant, using a suitably thermostatted spectrophotometer. Then add:

Reagent A (Buffer)	-----	0.10
Reagent E (Enzyme Solution)	0.10	-----

Immediately mix by inversion and record the decrease in $A_{340\text{nm}}$ for approximately 5 minutes. Obtain the $r A_{340\text{nm}}/\text{min}$ using the maximum linear rate for both the Test and Blank.

CALCULATIONS:

$$\text{Units/ml enzyme} = \frac{(r A_{340\text{nm}}/\text{min Test} - r A_{340\text{nm}}/\text{min Blank})(3)(\text{df})}{(2)(6.22)(0.1)}$$

3 = Total volume (in milliliters) of assay

df = Dilution factor

2 = 2 moles of β -NADH converted to 2 moles of β -NAD per mole of Fructose 1,6-Diphosphate

6.22 = Millimolar extinction coefficient of β -NADH at 340 nm

0.1 = Volume (in milliliter) of enzyme used

Enzymatic Assay of ALDOLASE¹ (EC 4.1.2.13)

CALCULATIONS: (continued)

$$\text{Units/mg solid} = \frac{\text{units/ml enzyme}}{\text{mg solid/ml enzyme}}$$

$$\text{Units/mg protein} = \frac{\text{units/ml enzyme}}{\text{mg protein/ml enzyme}}$$

UNIT DEFINITION:

One unit will convert 1.0 μmole of fructose 1,6-diphosphate to dihydroxyacetone phosphate and glyceraldehyde 3-phosphate per minute at pH 7.4 at 25°C.

FINAL ASSAY CONCENTRATION:

In a 3.00 ml reaction mix, the final concentrations are 90 mM Tris, 1.9 mM fructose 1,6-diphosphate, 0.13 mM β -nicotinamide adenine dinucleotide, 5 units α -glycerophosphate dehydrogenase/triosephosphate isomerase (based on α -glycerophosphate dehydrogenase units) and 0.025 - 0.050 unit aldolase.

REFERENCE:

Bergmeyer, H.U. (1974) *Methods of Enzymatic Analysis*, Second Edition, Volume I, 430

NOTES:

1. This enzyme assay is not to be used to assay Aldolase, from *Staphylococcus aureus*, Sigma Prod. No. A-2548, Aldolase, insoluble enzyme attached to polyacrylamide from Rabbit Muscle, Sigma Prod. No. A-1386, and Aldolase from Baker's Yeast, Sigma Prod. No. A-9562.
2. α -Glycerophosphate Dehydrogenase Unit Definition: One unit will convert 1.0 μmole of dihydroxyacetone phosphate to α -glycerophosphate per minute at pH 7.4 at 25°C.
3. Triosephosphate Isomerase Unit Definition: One unit will convert 1.0 μmole of D-glyceraldehyde 3-phosphate to dihydroxyacetone phosphate per minute at pH 7.6 at 25°C.
4. All product and stock numbers, unless otherwise indicated, are Sigma product and stock numbers.

This procedure is for informational purposes. For a current copy of Sigma's quality control procedure contact our Technical Service Department.