

Application Report 106

Analysis of Cephalosporins Cefadroxil, Cephapirin, and Cefsulodin Using Ascentis™ C18

This application demonstrates the suitability of Ascentis C18 for the efficient separation of cefadroxil, cephapirin, and cefsulodin by HPLC.

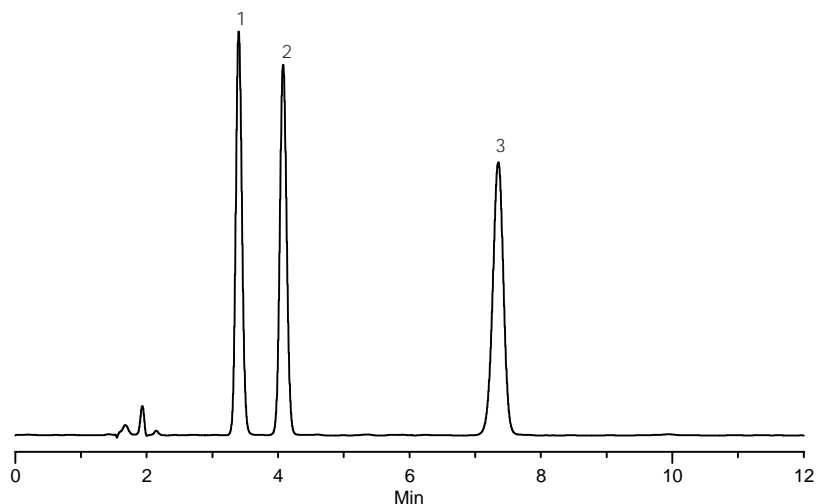
Key Words

Ascentis C18, cefadroxil, 50370-12-2, C7020, cephapirin, 24356-60-3, C8270, cefsulodin, 52152-93-9, C8145, 581324-U, cephalosporins

Author: Hugh Cramer

Acquisition System: Waters Alliance
2690 ID 9371

Notebook Reference: 1486-64



G002407

Conditions

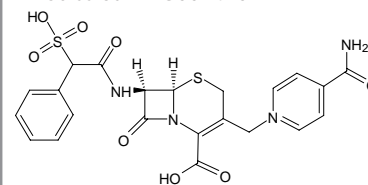
column: Ascentis C18, 15 cm x 4.6 mm I.D., 5 µm particles (581324-U)
mobile phase: 93:7, 10 mM monobasic potassium phosphate (pH 3.0 with phosphoric acid):acetonitrile
flow rate: 1 mL/min.
temp.: 35 °C
det.: UV at 254 nm
injection: 10 µL
sample: 50 µg/mL each in mobile phase

Peak IDs

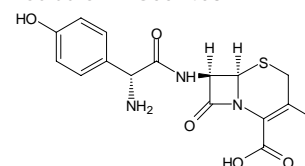
1. Cefsulodin
2. Cefadroxil
3. Cephapirin

Structures

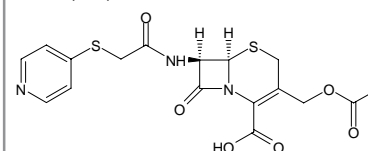
Cefsulodin - G002410



Cefadroxil - G002408



Cephapirin - G002409



Ascentis is a trademark of Sigma-Aldrich Co.