

Application Report 198

Separation of Hydrophobic Bases Using Ascentis™ C18

This application demonstrates the suitability of Ascentis C18 for the efficient separation of hydrophobic bases quinidine, diphenhydramine and fluoxetine by HPLC.

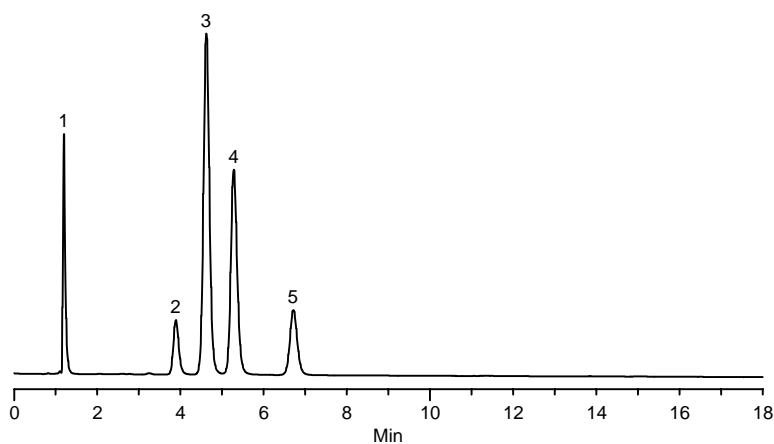
Key Words

Ascentis C18, 581324-U, hydrophobic bases, N05158, quinidine HCl, 6151-40-2, 2-0750, diphenhydramine, 147-24-0, D3630, fluoxetine HCl, 59333-67-4, F132

Author: Jacinth A.M. McKenzie

Acquisition System: Hitachi LC

Notebook Reference: 1550-18



G002738

Conditions

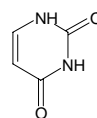
column: Ascentis C18, 15 cm x 4.6 mm I.D., 5 µm particles (581324-U)
mobile phase: 35:65, 25 mM ammonium phosphate (pH 7):methanol
flow rate: 1.2 mL/min.
temp.: 35 °C
det.: UV, 230 nm
injection: 10 µL
sample: N05158

Peak IDs

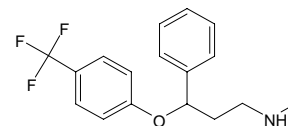
1. Uracil
2. Hydroquinidine
3. Quinidine
4. Fluoxetine
5. Diphenhydramine

Structures

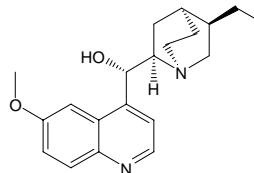
Uracil - G002739



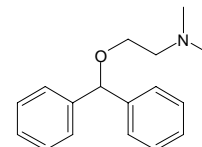
Fluoxetine - G002611



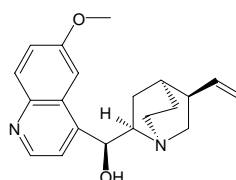
Hydroquinidine - G002740



Diphenhydramine - G002610



Quinidine - G002609



Ascentis is a trademark of Sigma-Aldrich Co.