

Application Report 217

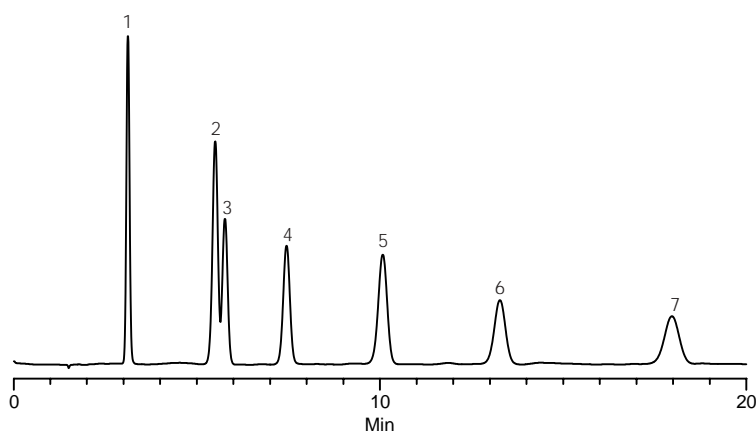
Analysis of Barbitals Using Ascentis™ RP-Amide

This application demonstrates the suitability of the Ascentis RP-Amide for the analysis of seven Barbitals. Structures along with the optimized chromatogram obtained on the Ascentis RP-Amide are presented.

Key Words

Barbital, B0375, 57-44-3, Aprobarbital, 77-02-1, Phenobarbital, P1636, 50-06-6, Butabarbital, 125-40-6, Mephobarbital, 115-38-8, Pentobarbital, 76-74-4, Secobarbital, S1503, 76-73-3, Ascentis RP-Amide, 565324-U

Author: Hugh M. Cramer
Acquisition System: Thermo
Notebook Reference: 1551



G002878

Conditions

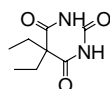
column: Ascentis RP-Amide, 15 cm x 4.6 mm I.D., 5 µm particles (565324-U)
mobile phase: 55:45, water: methanol
flow rate: 1.0 mL/min.
temp.: 35 °C
det.: UV at 214 nm
injection: 10 µL
sample: as indicated in 65:35 water:methanol

Peak IDs

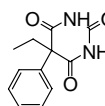
1. Barbital (50 µg/mL)
2. Phenobarbital (50 µg/mL)
3. Aprobarbital (50 µg/mL)
4. Butabarbital (50 µg/mL)
5. Mephobarbital (50 µg/mL)
6. Pentobarbital (50 µg/mL)
7. Secobarbital (50 µg/mL)

Structures

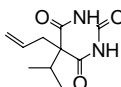
Barbital - G002870



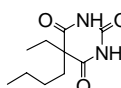
Phenobarbital - G002872



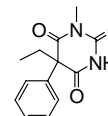
Aprobarbital - G002871



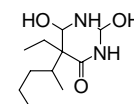
Butabarbital - G002873



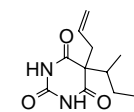
Mephobarbital - G002874



Pentobarbital - G002875



Secobarbital - G002876



Ascentis is a trademark of Sigma-Aldrich Co.