

# Application Report 255

## Analysis of Atrazine Metabolites Using Ascentis™ C18

This application demonstrates the suitability of the Ascentis C18 for the analysis of atrazine metabolites. Structures along with the optimized chromatogram obtained on the Ascentis C18 are presented.

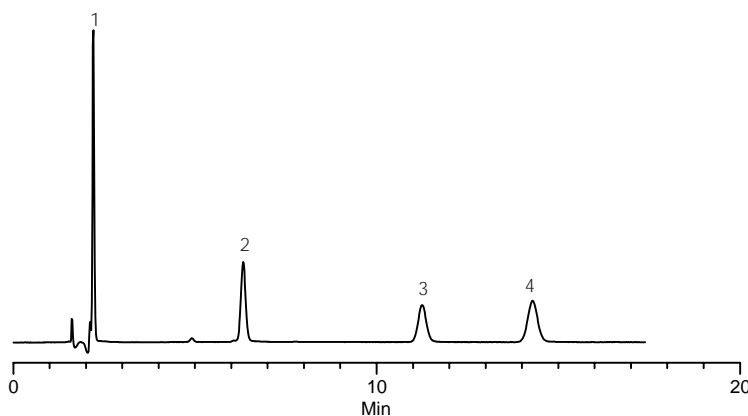
### Key Words

atrazine-desethyl, 6190-65-4, 36629, MET380B, atrazine-desisopropyl, 1007-28-9, 36628, MET58A, atrazine-2-hydroxy, 2163-68-0, 36631, MET380F, atrazine-desethyl-desisopropyl, 3397-62-4, 36667, MET58C, C33301, Ascentis C18, 581324-U

Author: Hugh M. Cramer

Acquisition System: "Cinnabar  
Waters 2690

Notebook Reference: 1551



G002970

### Conditions

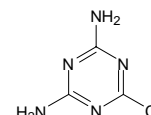
column: Ascentis C18, 15 cm x 4.6 mm I.D., 5 µm particles (581324-U)  
mobile phase: 85:15, 10 mM ammonium acetate (pH 5.0 with acetic acid):acetonitrile  
flow rate: 1.0 mL/min.  
temp.: 35 °C  
det.: UV at 254 nm  
injection: 10 µL  
sample: as indicated in 56:44, buffer:methanol

### Peak IDs

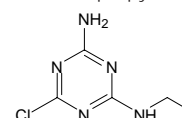
1. Atrazine-desethyl-desisopropyl (20 µg/mL)
2. Atrazine-desisopropyl (20 µg/mL)
3. Atrazine-2-hydroxy (20 µg/mL)
4. Atrazine-desethyl (20 µg/mL)

### Structures

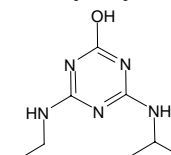
Atrazine-desethyl-desisopropyl - G002969



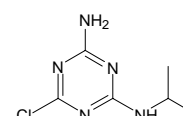
Atrazine-desisopropyl - G002966



Atrazine-2-hydroxy - G002968



Atrazine-desethyl - G002967



Ascentis is a trademark of Sigma-Aldrich Co.