

Application Report 304

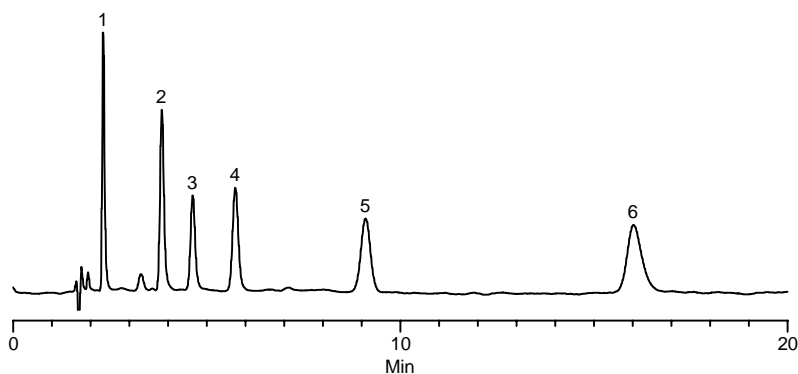
Analysis of Antineoplastics Using Ascentis™ C8

This application demonstrates the suitability of the Ascentis C8 for the analysis of antineoplastics. Structures along with the optimized chromatogram obtained on the Ascentis C8 are presented.

Key Words

umbelliferone, 93-35-6, U7626, nordihydroguaiaretic acid, 500-38-9, N5023, apigenin, 520-36-5, 460745, mycophenolic acid, 24280-93-1, M5255, paclitaxel, 33069-62-4, T-1912, tamoxifen, 10540-29-1, T5648, Ascentis C8, 581424-U

Author: Hugh M. Cramer
Acquisition System: Hitachi Mt Fuji
Notebook Reference: 1558



G003138

Conditions

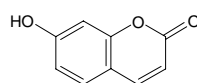
column: Ascentis C8, 15 cm x 4.6 mm I.D., 5 µm particles (581424-U)
mobile phase: 35:65, water with 0.1% acetic acid (34675):methanol with 0.1% acetic acid (34672)
flow rate: 1.0 mL/min.
temp.: 35 °C
det.: UV at 230 nm
injection: 10 µL
sample: as indicated in mobile phase

Peak IDs

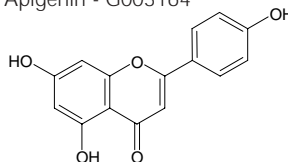
- | | |
|---------------------------------|---|
| 1. Umbelliferone (20 µg/mL) | 4. Nordihydroguaiaretic acid (20 µg/mL) |
| 2. Apigenin (20 µg/mL) | 5. Paclitaxel (20 µg/mL) |
| 3. Mycophenolic acid (20 µg/mL) | 6. Tamoxifen (20 µg/mL) |

Structures

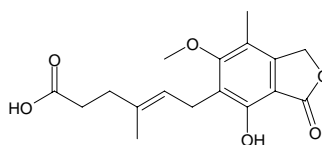
Umbelliferone - G003165



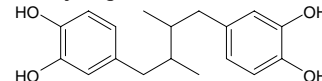
Apigenin - G003164



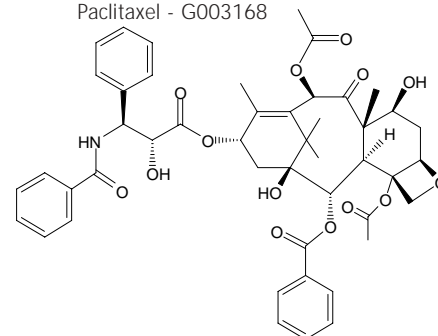
Mycophenolic acid - G003166



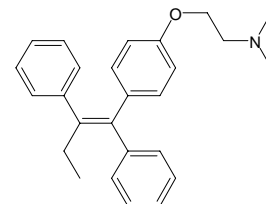
Nordihydroguaiaretic Acid - G003049



Paclitaxel - G003168



Tamoxifen - G003167



Ascentis is a trademark of Sigma-Aldrich Co.