

Application Report 336

LC-MS Analysis of Fentanyl and Norfentanyl Using Ascentis™ C8

Fentanyl and its metabolite are separated on Ascentis C8 and detected by mass spectrometry.

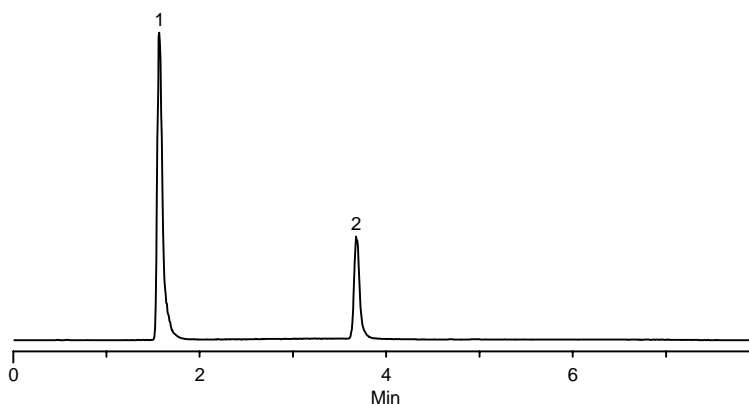
Key Words

LC-MS, Ascentis C8, drugs of abuse, fentanyl, norfentanyl oxalate, 1609-55-1, F-5886, 990-73-8, 34674, 34967, 581423-U

Author: Carmen T. Santasania

Acquisition System: W2795

Notebook Reference: 1549-87



G003295

Conditions

column: Ascentis C8, 5 cm x 4.6 mm I.D., 5 μ m particles (581423-U)
mobile phase: 80:20, 0.1% ammonium acetate (pH 6.3 unadjusted), (cat. no. 34674):acetonitrile
flow rate: 1.0 mL/min., split to MS
temp.: 35 °C
det.: MS, ESI (+), Selected Ion Recording Mode
injection: 5 μ L
sample: 1 μ g/mL each in 90:10, 0.1% ammonium acetate pH 6.3, unadjusted:acetonitrile
gradient:

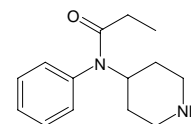
Min	%A	%B
0	80	20
10	20	80

Peak IDs

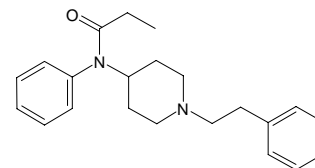
1. Norfentanyl (M+H)⁺= 233.15
2. Fentanyl (M+H)⁺=337.22

Structures

Norfentanyl - G003294



Fentanyl - G002647



Ascentis is a trademark of Sigma-Aldrich Co.