

# Application Report 338

## Analysis of LSD and Related Compounds Using Ascentis™ C8 with UV Detection

LSD and four related compounds are separated on Ascentis C8 and detected at 254 nm.

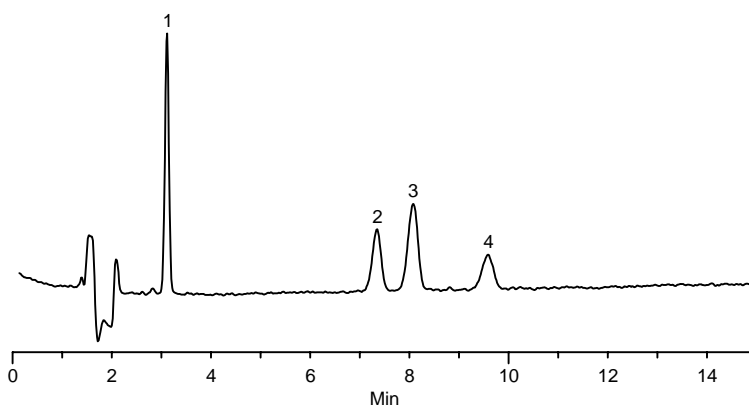
### Key Words

LSD, lysergide, methysergide, 3-oxo-2-hydroxy LSD, iso-LSD, 34674, 34967, M-137, 129-49-7, 2126-78-5, 50-37-3, L-5406, LC-UV, Ascentis C8, drugs of abuse, 581424-U

Author: Carmen T. Santasania

Acquisition System: W2795

Notebook Reference: 1549-83



G003300

### Conditions

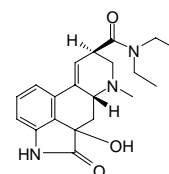
column: Ascentis C8, 15 cm x 4.6 mm I.D., 5 µm particles (581424-U)  
mobile phase: 70:30, 0.1% ammonium acetate:acetonitrile  
flow rate: 1.0 mL/min.  
temp.: 35 °C  
det.: UV at 254 nm  
injection: 5 µL  
sample: 1 µg/mL each in 90:10, 0.1% ammonium acetate:acetonitrile

### Peak IDs

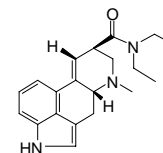
1. 3-oxo-2-hydroxy LSD (M+H)<sup>+</sup>= 356.18
2. iso-LSD (M+H)<sup>+</sup>= 324.19
3. Methysergide (M+H)<sup>+</sup>= 354.21
4. LSD (M+H)<sup>+</sup>= 324.19

### Structures

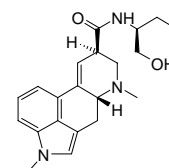
3-oxo-2-hydroxy LSD - G003298



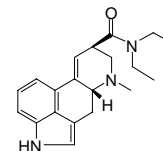
iso-LSD - G003299



Methysergide - G003297



LSD - G003296



Ascentis is a trademark of Sigma-Aldrich Co.