

User Guide

Stericup® and Steritop®

Filtration and Storage Systems

Introduction

Stericup® and Steritop® systems are filter funnel products for use in the sterile vacuum filtration of aqueous solutions such as tissue culture media and biological fluids. The systems are designed to maximize flow and reduce foaming and protein denaturation. The Stericup® system has a quick release connection and includes a receiver flask (bottle) with cap. The Steritop® system has a standard threaded connection and does not include a bottle. Stericup® and Steritop® systems are sterile and non-pyrogenic.

Usage Guidelines

- Choose a Stericup® or Steritop® system with a capacity large enough to accommodate the volume of fluid being filtered. Systems are available in 150, 250, 500, or 1,000 milliliter (mL) capacities.
- Perform binding studies before you filter very dilute biological solutions.
- To avoid clogging the membrane when filtering a particulate-laden solution, place a glass fiber prefilter (Cat. No. AP2007500) on top of the membrane filter in the funnel.
- To ensure safe use, always follow good laboratory practices and review the following warnings.

WARNINGS:

- Do not use these systems in direct patient care applications or diagnostic procedures; they were designed for laboratory use only.
- Stericup® and Steritop® systems are for single use only; do not reuse.
- Do not autoclave or expose to temperatures greater than 50 °C (122 °F), as this may damage the product.
- To avoid possible injury from implosion during vacuum filtration:

Always use appropriate protective safety equipment and protective eye wear during vacuum filtration.

Use only glass or plastic bottles designed for vacuum applications. For the Steritop® filter funnel, use a 33 or 45 mm threaded glass or plastic media bottle **no larger than 2 liters**.

Do not use a bottle that is chipped, scratched, or cracked.

Do not exceed 700 mmHg differential vacuum at 25 °C.

- Perforations in the receiver cap bag will not prevent contamination. Once the outer bag is opened, keep the receiver cap bag in a sterile area to ensure sterility.
- When using infectious or hazardous materials, follow the required regulations and procedures for disposal.

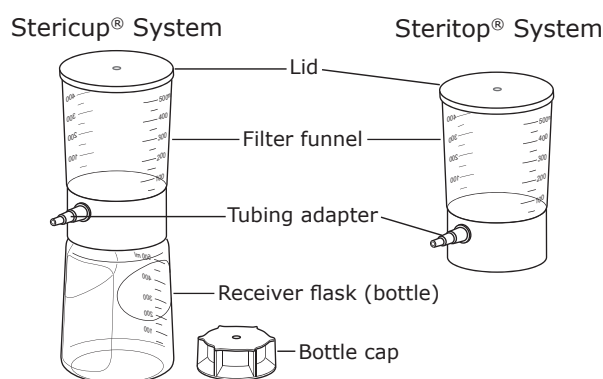
Chemical Compatibility

The Steritop® and Stericup® systems are compatible with most aqueous solutions. For chemical compatibility information, go to SigmaAldrich.com and search "chemical compatibility of filter components." Select "Technical Documents."

Materials Required

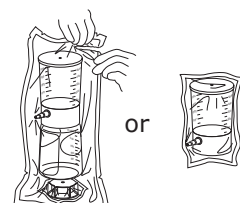
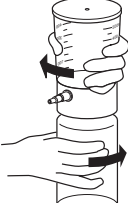
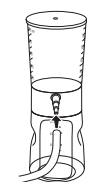


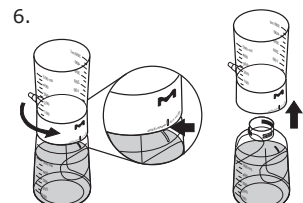
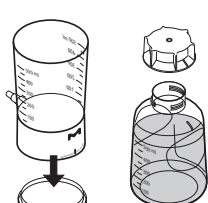
- Vacuum source
- Vacuum tubing
- Glass fiber prefilters and pipettes (if necessary)
- Vacuum-safe threaded glass or plastic media bottle (for Steritop® systems)

Components



Stericup® and Steritop® systems come in different sizes to handle different sample capacities; the system components are the same except for capacity.

How to Use the Stericup® and Steritop® Systems

<p>1.</p>  <p>Open the Stericup® or Steritop® bag at the notched edge. The Stericup® filter funnel is packaged fully tightened onto the bottle and requires no further tightening.</p>	<p>2.</p>  <p>If using the Steritop® filter funnel, screw it onto the top of a glass or plastic media bottle with a 33 or 45 mm neck size.</p>
<p>3.</p>  <p>Attach one end of the vacuum tubing to the system and other end to vacuum source. If using a prefilter, remove funnel lid and center prefilter on top of the membrane with the edge inserted under the rounded tab. Wet the prefilter to keep it in place.</p>	
<p>4.</p>  <p>Remove lid (if not already removed) and pour sample into funnel. Replace lid, if desired, and apply vacuum until filtration is complete.</p>	<p>5.</p>  <p>Turn off vacuum and remove tubing, then remove funnel. This prevents potential contaminants from entering the receiver bottle.</p>
<p>6.</p>  <p>Unscrew filter funnel. For the Stericup® system, turn filter funnel 1/4 turn so that the funnel indicator is aligned with the bottle indicator, and lift the funnel off. For the Steritop® system, unscrew the funnel from the bottle until it can be lifted off.</p>	<p>7.</p>  <p>To contain residual fluid in funnel, place it on the funnel lid. For the Stericup® system, screw the cap onto the receiver bottle until it clicks into sealed position (cap and bottle indicators will align). For the Steritop® system, screw appropriate cap onto bottle.</p>

Storage Conditions

You can successfully freeze and store many aqueous solutions (such as culture media) in Stericup® bottles at temperatures up to -20 °C (-4 °F). It is strongly recommended that you run a sample stability trial under your actual storage conditions prior to using Stericup® bottles for frozen storage.

Specifications

Component	Specification
Funnel/Receiver capacity	150 mL/150 mL, 250 mL/250 mL, 500 mL/500 mL, 500 mL/1,000 mL, 1,000 mL/1,000 mL
Membrane pore size	0.10 µm, 0.22 µm, 0.45 µm
Membrane diameter	73 mm
Sterilization method	Gamma irradiation
Funnel, receiver, funnel cover	Polystyrene
Bottle cap, tubing connector	Polyethylene
Filter membrane	Durapore® polyvinylidene fluoride (PVDF), or Express PLUS® polyethersulfone (PES)
Vacuum port matrix	Cellulose acetate
Temperature limit	50 °C (122 °F)
Pressure limit	700 mmHg differential vacuum at 25 °C (77 °F)

Product Ordering

Purchase products online at SigmaAldrich.com/products.

Products with an asterisk (*) have been tested for use in stem cell research applications. To determine their effects on mouse stem cell growth and differentiation, three lots of Stericup®-GP devices were used to filter media with LIF. Once filtered with Leukemia Inhibitory Factor (LIF) Protein, this media was used to passage mouse stem cells five times to verify that Stericup®-GP filtration did not impact pluripotency of mouse stem cells.

Stericup® and Steritop® systems are shipped in quantities of 12 per box.

Stericup® Systems

System	Membrane	Diameter/ Pore Size	Cat. No.
150 mL funnel/ 150 mL receiver	Durapore® low binding membrane (PVDF)	73 mm/0.22 µm	SCGVU01RE
		73 mm/0.45 µm	SCHVU01RE
250 mL funnel/ 250 mL receiver	Durapore® low binding membrane (PVDF)	73 mm/0.22 µm	SCGVU02RE
		73 mm/0.45 µm	SCHVU02RE
500 mL funnel/ 500 mL receiver	Durapore® low binding membrane (PVDF)	73 mm/0.10 µm	SCVPU02RE
		73 mm/0.22 µm	SCGPU02RE*
500 mL funnel/ 500 mL receiver	Express PLUS® high flow rate membrane (PES)	73 mm/0.22 µm	SCGPU01RE*
		73 mm/0.45 µm	SCHVU05RE
500 mL funnel/ 1,000 mL receiver	Express PLUS® high flow rate membrane (PES)	73 mm/0.22 µm	SCGPU05RE*
		73 mm/0.45 µm	SCHVU10RE
1,000 mL funnel/ 1,000 mL receiver	Express PLUS® high flow rate membrane (PES)	73 mm/0.22 µm	SCGPU10RE*
		73 mm/0.45 µm	SCHVU11RE
1,000 mL funnel/ 1,000 mL receiver	Express PLUS® high flow rate membrane (PES)	73 mm/0.10 µm	SCVPU11RE
		73 mm/0.22 µm	SCGPU11RE*

Steritop® Systems

Durapore® Membrane

System	Diameter/Pore Size	Threads	Catalogue No.
500 mL	73 mm/0.22 µm	45 mm	SCGVT05RE

Express PLUS® Membrane

System	Diameter/Pore Size	Threads	Catalogue No.
150 mL	73 mm/0.22 µm	33 mm	SCGPS01RE*
150 mL	73 mm/0.22 µm	45 mm	SCGPT01RE*
250 mL	73 mm/0.22 µm	33 mm	SCGPS02RE*
250 mL	73 mm/0.22 µm	45 mm	SCGPT02RE*
500 mL	73 mm/0.22 µm	33 mm	SCGPS05RE*
500 mL	73 mm/0.22 µm	45 mm	SCGPT05RE*
1,000 mL	73 mm/0.22 µm	45 mm	SCGPT10RE*

Accessories

Description	Size	Qty	Catalogue No.
Stericup® receiver flask (bottle)	250 mL	12/pk	S200B02RE
Stericup® receiver flask (bottle)	500 mL	12/pk	S200B05RE
Stericup® receiver flask (bottle)	1,000 mL	12/pk	S200B10RE
Glass fiber prefilters	75 mm	100/pk	AP2007500
Silicone rubber tubing, 3/16 in. (4.8 mm) ID, with adapter	4.5 ft (1.4 m)	1/pk	XX7100004
Vacuum/Pressure Pump			
115 V, 60 Hz	N/A	1/pk	WP6111560
100 V, 50/60 Hz	N/A	1/pk	WP6110060
220 V, 50 Hz	N/A	1/pk	WP6122050

Notice

We provide information and advice to our customers on application technologies and regulatory matters to the best of our knowledge and ability, but without obligation or liability. Existing laws and regulations are to be observed in all cases by our customers. This also applies in respect to any rights of third parties. Our information and advice do not relieve our customers of their own responsibility for checking the suitability of our products for the envisaged purpose.

The information in this document is subject to change without notice and should not be construed as a commitment by the manufacturing or selling entity, or an affiliate. We assume no responsibility for any errors that may appear in this document.

Contact Information

For the location of the office nearest you, go to SigmaAldrich.com/offices.

Technical Assistance

Visit the tech service page on our web site at SigmaAldrich.com/techservice.

Standard Warranty

The applicable warranty for the products listed in this publication may be found at SigmaAldrich.com/terms.

MilliporeSigma, Millipore, Stericup, Steritop, Express PLUS, Durapore, and Sigma-Aldrich are trademarks of Merck KGaA, Darmstadt, Germany or its affiliates. All other trademarks are the property of their respective owners. Detailed information on trademarks is available via publicly accessible resources.
© 2020 Merck KGaA, Darmstadt, Germany and/or its affiliates. All Rights Reserved.

The life science business of Merck KGaA, Darmstadt, Germany operates as MilliporeSigma in the U.S. and Canada.