

MAGPIX® Drive Fluid PLUS

Product Information Sheet (RUO)



Summary

Use MAGPIX® Drive Fluid PLUS (40-50030) as the delivery and flush medium, which carries the sample to the optics component of the MAGPIX based instruments.

Safety Precautions

Avoid contact with skin and eyes. A Safety Data Sheet (SDS) is available upon request.

Ingredients

MAGPIX® Drive Fluid PLUS contains sodium and potassium salts and an antimicrobial cocktail in water.

Storage

Store at 15°C to 30°C.

Limitations

You must follow these product information sheet instructions. Reliability of results cannot be guaranteed if you deviate from these instructions. When stored at 15°C to 30°C, the product should perform as expected up to the expiration date stated on the container label.

Disposal

MAGPIX® Drive Fluid PLUS contains sodium azide (less than 0.025%) as a preservative. Sodium azide may react with lead and copper plumbing to form highly explosive metal azides. Refer to local guidelines and regulations for proper disposal of unused and used Drive Fluid PLUS.




Procedure

1. Open the carton of drive fluid. Open the MAGPIX® instrument fluid compartment and remove the empty drive fluid bottle and dispose of properly.
2. Slide the new drive fluid bottle part in, then firmly grip the seal tab while holding the bottle and remove the foil seal.
3. Extend the drive fluid tubing from the fluid compartment and carefully insert the plug in the drive fluid bottle opening ensuring the tubing is pointing straight down into the bottle indentation.
4. Slide the drive fluid bottle in place inside the compartment. The bottle should fit into the indents of the tray. Check that the waste container is empty.
5. Prime the unit per the user manual's instructions.

NOTE: Product Information Sheets are available in other languages upon request. Contact Luminex Technical Support for information or access on website at www.luminexcorp.com. Then, using the Search feature, search for the desired product information sheet.




Refer to the user manual for proper use of the MAGPIX® Drive Fluid PLUS as applicable.

Symbols Glossary

	Batch Code.		Manufacturer / Date of manufacture.		Temperature Limit.
---	-------------	---	-------------------------------------	---	--------------------

MAGPIX® Drive Fluid PLUS

Product Information Sheet (RUO)

	Use-by date.		Consult instructions for use.	REF	Catalog(ue) Number.
	Contains Sufficient for <n> Tests.	RUO	For Research Use Only. Not for use in diagnostic procedures.		



For Research Use Only. Not for use in diagnostic procedures.

89-60000-00-179 Rev B

05/2020



Product No: 40-50030

Quantity: 4 x 700 mL

To order more product:

Email: orders@luminexcorp.com

Fax: 512-219-0544

Technical Support

Telephone: 512-381-4397

North America Toll Free: 1-877-785-2323

International Toll Free: + 800-2939-4959

Email: support@luminexcorp.com

www.luminexcorp.com



Luminex Corporation

12212 Technology Blvd.

Austin, TX 78727

U.S.A.

© 2019 - 2020 Luminex Corporation. All rights reserved. No part of this publication may be reproduced, transmitted, transcribed, or translated into any language or computer language, in any form or by any means without prior express, written consent of Luminex Corporation.

MAGPIX is a trademark of Luminex Corporation, registered in the U.S. and other countries.

Luminex Corporation (Luminex) reserves the right to modify its products and services at any time. This guide is subject to change without notice.

Although prepared to ensure accuracy, Luminex assumes no liability for errors or omissions, or for any damages resulting from the application or use of this information.